

Diagnosis Types

This document will detail:

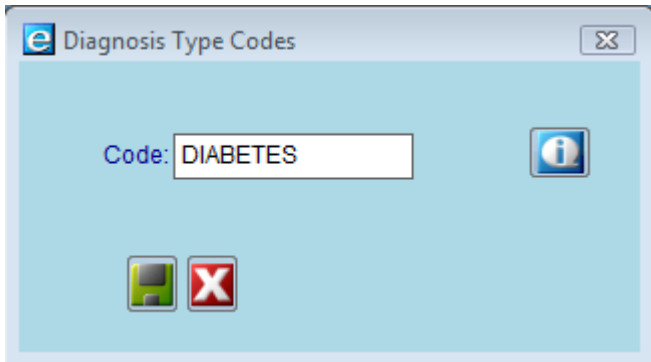
- The purpose of Diagnosis Types
- How to add Diagnosis Types
- How to attach Diagnosis Types to Diagnosis Codes

The purpose of Diagnosis Types

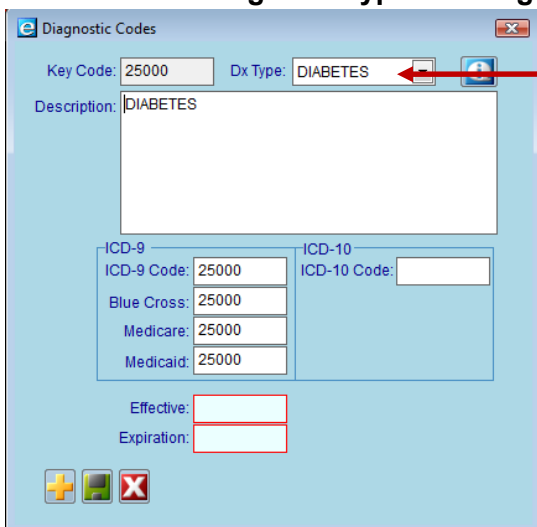
Diagnosis Types can be used to categorize Diagnosis Codes. Diagnosis Types are not exclusive to ICD-10, however, they will be useful in searching for ICD-10 codes within the Diagnosis screen and when posting charges when you can search for a “Type” of code.

How to add Diagnosis Types

From Code Files | Procedure | Diagnosis Types, click on the Plus Sign. Input the Type that you would like displayed in the Code field. Click Save. Add as many types as you want that make sense for your office.










How to attach Diagnosis types to Diagnosis Codes



From Code Files | Procedure | Diagnosis, select Diagnosis Codes in which to categorize. Select a Dx Type from the drop-down and save. Do this for any Diagnosis Code in which you would like to categorize with a Type.

From within the Diagnosis Code search screen, search for Types by typing in the full name of the type or a partial name. Use the drop-down and select “Type”. Here, the search results brought all diagnosis codes that were categorized with “DIABETES” in the Type. Do the same thing when posting charges, double click in the Diagnosis area and perform the same type of search to find the right code.

    Search <input type="text" value="DIABETES"/> <input type="text" value="Type"/>   <input type="checkbox"/> Show Expired 					
Key Code	ICD9 Code	ICD10 Code	Description	Expire	Type
25000	25000		DIABETES	/ /	DIABETES
25001	25001		DIABETES 1 INSULIN DEPEND	/ /	DIABETES
25002	25002		DIABETES II UNCONTROLLED	/ /	DIABETES
25003	25003		DIABETES 1 JUVENILE TYPE	/ /	DIABETES